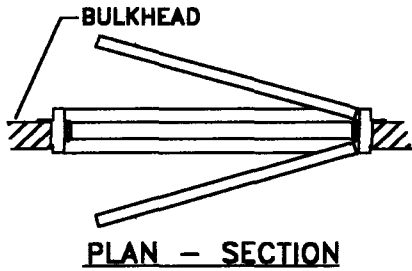
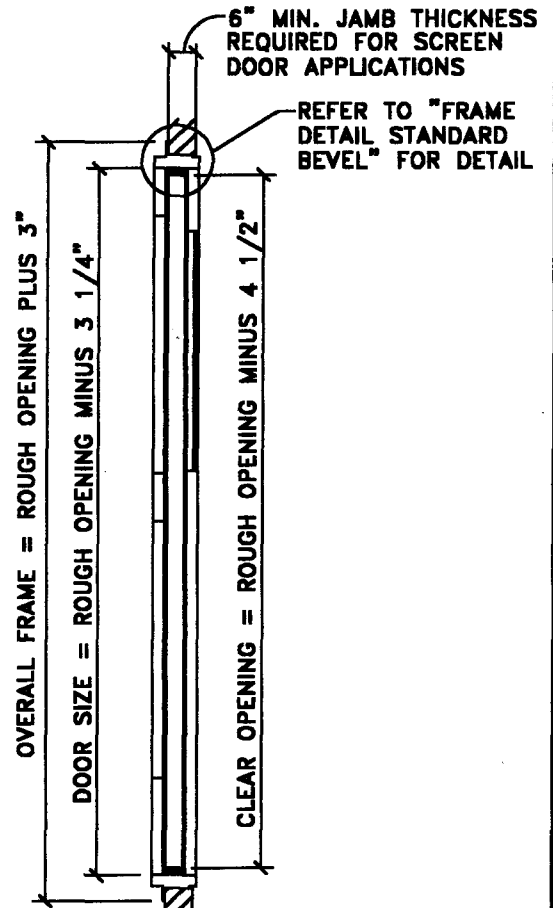
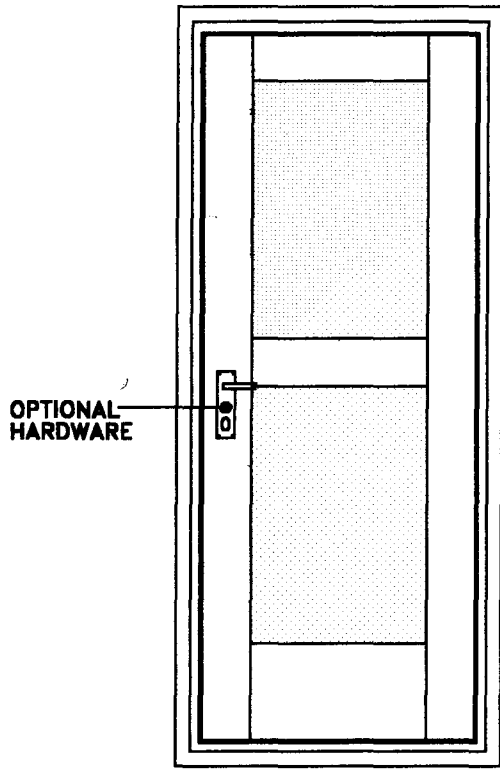


SINGLE DOOR SCREEN DOORS



STANDARD BEVEL RIGHT HAND SWING DOOR SHOWN.
HOWEVER, ALL SINGLE DOOR CONFIGURATIONS CAN
BE BUILT WITH SCREEN DOORS.



EXTERIOR ELEVATION

TYPICAL SECTION

Standard Fabrication consists of: Double-wall construction with internal bracing. Inner-core shall be reinforced along entire hinge rail, top rail and lock location. Door and bracing to be TYPE 304, 18-8, 18 ga. Stainless Steel. Door hinge to be 3" open x 3/16" dia. pin, TYPE 304, 18-8, 16 ga. Stainless Steel full length piano hinge. Frame to be TYPE 304, 18-8, 14 ga. Stainless Steel. Frame to be four sided with all corners integrally welded and polished. Welding of bracing to door panels shall be free of weld distortion. All visible stainless steel surfaces shall be polished to a #4 satin finish. Screen to be aluminum mesh on both top and bottom openings. Bottom opening to also be fitted with a diamond pattern expanded aluminum reinforcing screen. Door lock shall be Trio Ving #5312 with escutcheons, cylinder lock, thumbturn, spindle, levers, and striker plate welded to door frame. All door locks shall be keyed alike. Each door shall be custom made to fit opening and bulkhead thickness

OMEGA
Products
Inc.

618-939-3445
FAX - 618-939-3299
Customers - 1-800-851-4616